




Choices

- Lesson 1: Making choices
- Lesson 2: Dilemmas
- Lesson 3: Choosing a friend
- Lesson 4: How to play
- Lesson 5: Playing safe
- **Lesson 6: Managing money**
- Lesson 7: Money and talents
- Lesson 8: Looking at job choices

Lesson 6: Managing money

 30-45 mins

Aim

To help children understand the value of money and the need to be careful in looking after it.

Learning outcomes

Children should be taught:

- to recognise what they like and dislike;
- to share their opinions on things that matter to them and explain their views;
- to take part in discussions with one other person and the whole class;
- to recognise choices they can make;
- to realise that money comes from different sources and can be used for different purposes.

Resources

- **Resource sheet:** *The four notes*
- Four real or pretend £5 notes and some coins
- A purse or wallet
- A money box

Activity

This lesson is meant to be a stimulus for discussion on: how to look after money; how to keep it safe; and how to save.


Using the **Resource sheet:** *The four notes* read the poem to the children. After each verse, ask the children what happened to each note. Encourage the children to explore their feelings about, and attitudes to, money (e.g. why it is important to keep it safe, when it is a good idea to spend or save).

Differentiation

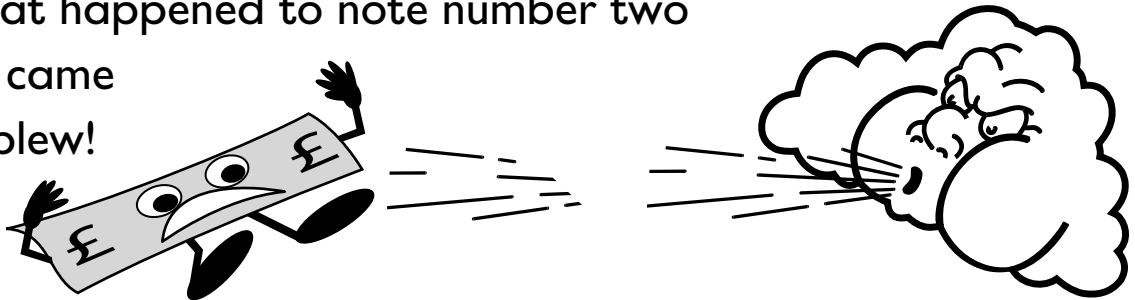
SEN: By outcome.

The four notes


Here is the story of note number one
He went to the shop
And soon he was gone!




Now this is what happened to note number two
A strong wind came
And away he blew!



Listen to the story of note number three
He was put away safe
In a box, with a key.



Through a big door went
note number four
And after a time...
There were more and more.



Five, ten, fifteen, twenty
Put them in here
And they'll become plenty.

